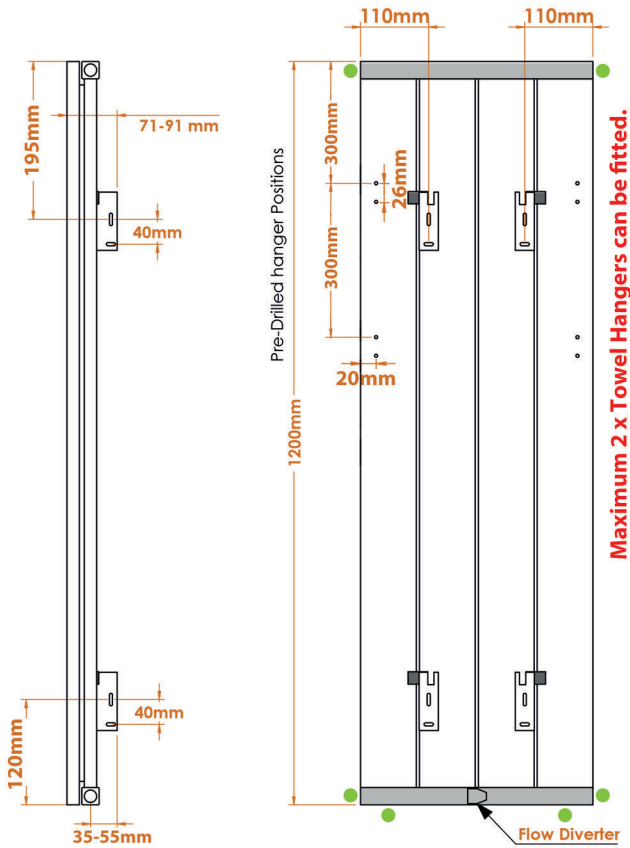



1200mm. Height



Pre-Drilled hanger Positions

Maximum 2 x Towel Hangers can be fitted.

Flow Diverter



Tappings = Width + Valves



In total there are 6 inlets in 1200mm. Height sizes. The bottom 2 inlets are under the far left and right profiles.

Element can be installed either on left or right side. Valve connections can also be made on the bottom inlets. All 6 inlets are marked with green dots above.

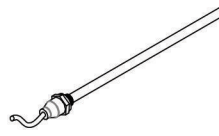
INSTALLATION

- This product must be installed by a fully qualified engineer.
- Please consider using an Eastbrook Valve Set - this will ensure that your radiator looks its best with matching radiator valves.
- On commissioning, flush the central heating system thoroughly using a proprietary solution to ensure that aggressive substances such as fluxes and manufacturing residue, from which internal surfaces of your radiator can sustain irreparable damage - are removed. A specifically approved inhibitor for aluminium radiators needs to be subsequently added to the heating system in order to protect the radiator and other parts of the central heating system to promote extended operating lifespan. Please ensure, when adding inhibitor, not to underdose or overdose and follow the inhibitor instructions. **The Ph level of the system water should be between 6.5 and 7.5**
The inhibitor must not be nitrate based!
Do not used softened water in your radiator! Beware of own brand inhibitors! Eastbrook recommends FERNOX F1 or equivalent inhibitor for your radiators.

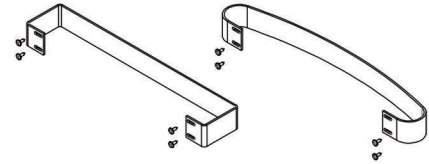
MAINTENANCE

- From time to time it is advisable to clean your radiator with a warm damp cloth. Never use any form of abrasive cleaner or chemical.
- Corrosion inhibitor must also be regularly maintained, please consult your heating engineer for details.

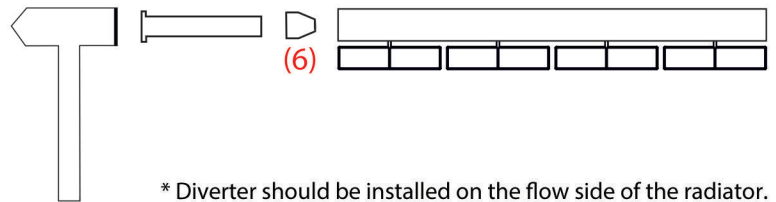
Heating element



Towel Hanger



How to install Flow Diverter

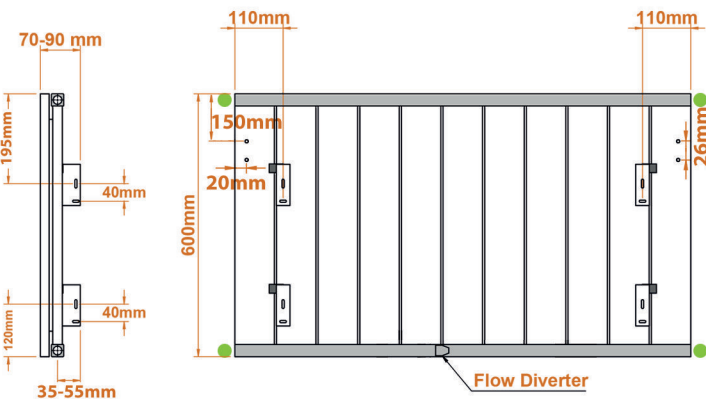


Where to fit the Flow Diverter ?

Profile Quantity of Radiator	Fit the flow diverter
3, 4, 5, 6	Between the first and second profiles
7, 9	Between the second and third profiles
11, 13, 15, 17	Between the third and fourth profiles

Profile Quantity	3	4	5	6	7	9	11	13	15	17
Radiator Width (mm.)	280	375	470	565	660	850	1040	1230	1420	1610

600mm. Height



Tappings = Width + Valves

In total there are 4 inlets in 600mm. Height sizes. Element can be installed either on left or right side on the bottom header.

Eastbrook

Eastbrook Road, Gloucester GL4 3DB
 Technical Helpline : 01452 317890
 Mon - Fri / 8am - 5pm
 Email : technical@eastbrookco.com
 eastbrooktrade.com

CONGRATULATIONS

You are the proud owner of an exclusive Rosano Aluminium Radiator which has been specially produced by our craftsmen who would wish you to enjoy many years of satisfaction from it.

INSTALLATION

This product must be installed by a fully qualified engineer.

- Please consider using an Eastbrook Valve Set – this will ensure that your radiator looks its best with matching radiator valves.
- On commissioning, flush the central heating system thoroughly using a proprietary solution to ensure that aggressive substances such as fluxes and manufacturing residue, from which internal surfaces of your radiator can sustain irreparable damage – are removed. A specifically approved inhibitor for aluminium radiators needs to be subsequently added to the heating system in order to protect the radiator and other parts of the central heating system to promote extended operating lifespan.

Please ensure, when adding inhibitor, not to underdose or overdose and follow the inhibitor instructions. The Ph level of the system water should be between 6.5 and 7.5

The inhibitor must not be based nitrate based!

Do not used softened water in your radiator!

Beware of own brand inhibitors!

Eastbrook recommends FERNOX F1 or equivalent inhibitor for your radiators.

MAINTENANCE

- From time to time, it is advisable to clean your towel rail with a warm damp cloth. Never use any form of abrasive cleaner or chemical.
- Corrosion inhibitor must also be regularly maintained, please consult your engineer for details.

IMPORTANT

- Maximum working pressure of this radiator is 4 bar.
- This radiator is to be used on Domestic Central Heating systems only. (Not suitable for use on direct hot water systems). Please consult your engineer or supplier.

WARRANTY

Your Rosano Aluminium Radiator has a manufacturer's warranty for five years in respect of defective materials and workmanship and subject to installation being carried out by a qualified engineer in accordance with good practice and the appropriate corrosion inhibitor being regularly maintained.

REMEMBER Excellence is worth looking after.